














MOLD CONNECTORS

ACROLAB POPULAR MULTIPIN MOLD CONNECTOR					
Part Description			Epic	Acrolab #	Availability
INSERTS					
 10 pin male -HBE	SPECS		10192000	ELC-10.1920	Stock
10 pin female-HBE	SPECS		10193000	ELC-10.1930	Stock
 16 pin male-(Pins 1-16)-HBE	SPECS		10194000	ELC-10.1940	Stock
16 pin female-(Pins 1-16)-HBE	SPECS		10195000	ELC-10.1950	Stock
16 pin male-(Pins 17-32)-HBE	SPECS		10202000	ELC-10.2020	Stock
16 pin female-(Pins 17-32)-HBE	SPECS		10203000	ELC-10.2030	Non-Stock
24 pin male-(Pins 1-24)-HBE	SPECS		10196000	ELC-10.1960	Stock
24 pin female-(Pins 1-24)-HBE	SPECS		10197000	ELC-10.1970	Stock
24 pin male-(Pins 25-48)-HBE	SPECS		10204000	ELC-10.2040	Stock
24 pin female-(Pins 25-48)-HBE	SPECS		10205000	ELC-10.2050	Stock
 HA 10 Pin Male (Pins 1-10)	SPECS		10440100	ELC-10.4401	Non-Stock
HA 10 Pin Female (Pins 1-10)	SPECS		10441100	ELC-10.4411	Non-Stock
HA 16 Pin Male (Pins 1-16)	SPECS		10530000	ELC-10.5300	Stock
HA 16 Pin Female (Pins 1-16)	SPECS		10531000	ELC-10.5310	Stock
HA 16 Pin Male (Pins 17-32)	SPECS		10540000	ELC-10.5400	Non-Stock
HA 16 Pin Female (Pins 17-32)	SPECS		10541000	ELC-10.5410	Stock
 HBS 6 Pin Male Insert (pins 1-6)			1017000	ELC-10.1700	Stock
HBS 6 Pin Female Insert (pins 1-6)			1017100	ELC-10.1710	Stock
HOUSINGS					
 HBE 10 Base Panel Mount Base with Double Levers	SPECS		10.0320	ELC-10.0320	Stock
 HBE 10 Bases Surface Mount Base: High Profile with Double Levers-Double 3/4"NPT Entry. Requires Stress Relief Connector	SPECS		700362NP	ELC-70.0362NP	Non-Stock
 HBE 10 Panel Mount Base-Single Lever- No Cover	SPECS		10032900	ELC-10.0329	Non-Stock
 HBE 10 Panel Mount Base-Single Lever- with Dust Cover	SPECS		10033900	ELC-10.0339	Stock
 HBE 10 Surface Mount Base- High Profile Single Lever- No Cover- Double 3/4"NPT Entry- Requires Stress Relief Connector	SPECS		700612NP	ELC-70.0612NP	Non-Stock
 HBE 10 Surface Mount Base- High Profile Single Lever- With Cover- Double 3/4"NPT Entry- Requires Stress Relief Connector	SPECS		700652NP	ELC-70.0652NP	Non-Stock
 HBE 16 Base Panel Mount Base with Double Levers	SPECS		100720C0	ELC-10.0720C0	Stock

	HBE 16 Base Surface Mount Base: Standard Profile with Single Lever-Single PG21Entry. Requires Stress Relief Connector	SPECS		100769	ELC-10.0769	Stock
	HBE 16 Base Surface Mount Base: High Profile with Double Levers-Double 3/4"NPT Entry. Requires Stress Relief Connector	SPECS		700862NP	ELC-70.0862NP	Non-Stock
	HBE 16 Panel Mount Base-Single Lever- No Cover	SPECS		10072900	ELC-10.0729	Non-Stock
	HBE 16 Panel Mount Base-Single Lever- with Dust Cover	SPECS		10073900	ELC-10.0739	Non-Stock
	HBE 16 Surface Mount Base- High Profile Single Lever- No Cover- Double 3/4"NPT Entry- Requires Stress Relief Connector	SPECS		701112NP	ELC-70.1112NP	Non-Stock
	HBE 16 Surface Mount Base- High Profile Single Lever- With Cover- Double 3/4"NPT Entry- Requires Stress Relief Connector	SPECS		701152NP	ELC-70.1152NP	Non-Stock
	HBE 32 Panel Mount base with Double Levers	SPECS		10132000	ELC-10.1320	Stock
	HBE 24 Base Panel Mount Base with Double Levers	SPECS		101020C0	ELC-10.1020C0	Stock
	HBE 24 Base Surface Mount Base: High Profile with Double Levers-Double 3/4"NPT Entry. Requires Stress Relief Connector	SPECS		701362NP	ELC-70.1362NP	Non-Stock
	HBE 24 Panel Mount Base-Single Lever- No Cover	SPECS		10102900	ELC-10.1029	Stock
	HBE 24 Panel Mount Base-Single Lever- with Dust Cover	SPECS		10103900	ELC-10.1039	Stock
	HBE 24 Surface Mount Base- High Profile Single Lever- No Cover- Double 3/4"NPT Entry- Requires Stress Relief Connector	SPECS		701612NP	ELC-70.1612NP	Non-Stock
	HBE 24 Surface Mount Base- High Profile Single Lever- With Cover- Double 3/4"NPT Entry- Requires Stress Relief Connector	SPECS		701652NP	ELC-70.1652NP	Non-Stock
	HBE 48 Panel Mount Base- No Cover-Single Lever	SPECS		10161000	ELC-10.1610	Stock
	HBE 48 Panel Mount Base with Dust Cover- Single Lever - with hold down screws	SPECS		10152000	ELC-10.1520	Stock
	HBE 48 Panel Mount Base with Dust Cover- Single Lever	SPECS		10152500	ELC-10.1525	Non-Stock
	HA 10 Panel Mount Base with Single Lever	SPECS		104420C0	ELC-10.4420C0	Non-Stock
	HA 10 Panel Mount Base with Single Lever and Cover	SPECS		704440C0	ELC-70.4440C0	Non-Stock
	HA 16 Panel Mount Base with Single Lever	SPECS		104620C0	ELC-10.4620C0	Stock
	HA 16 Panel Mount Base with Single Lever and Cover	SPECS		704740C0	ELC-70.4740C0	Non-Stock
	HA 32 Panel Mount Base with Double Levers	SPECS		104720C0	ELC-10.4720C0	Non-Stock