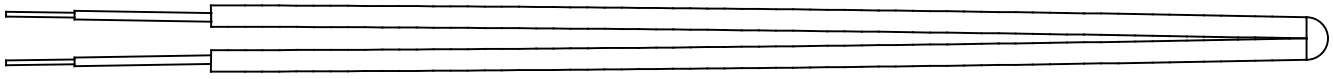
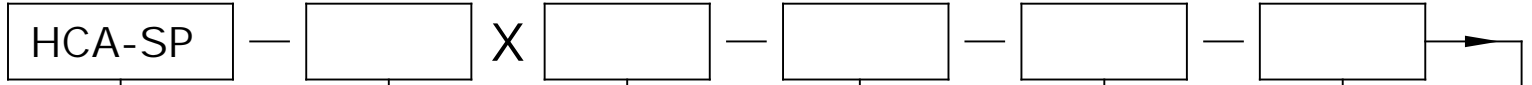


SPLIT CARTRIDGE HEATERS



Example: HCA-SP-5/8X24-240-1200-72FG



1. STYLE	
CODE	DESCRIP.
HCA-SP	Split Cartridge Heater


2. DIAMETER
1/4"
3/8"
1/2"
5/8"
11/16"
3/4"
1"
10 mm
12.5 mm
16 mm
20 mm
25 mm

3. LENGTH
Specify Length in Inches or Millimeters

4. VOLTAGE
120V
240V
480V
Specify Other

5. WATTAGE
Specify

6. LEAD LENGTH
Specify Length in Inches or Millimeters

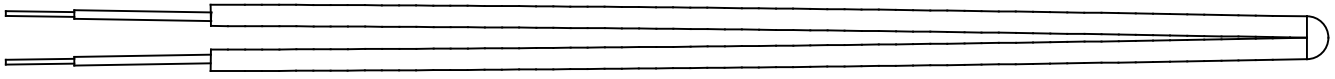


7. LEAD TYPE	
CODE	DESCRIPTION
FG	Fiberglass (482°F)
HFG	Hi-Temp Fiberglass (932°F)
FGS	Fiberglass (482°F) W/ Stainless Steel Braid
HFGS	Hi-Temp Fiberglass (932°F) W/ Stainless Steel Braid
FGA	Fiberglass W/ Armor (482°F)
HFGA	Hi-Temp Fiberglass (932°F) W/ Armor
T	Teflon (500°F)
TA	Teflon With Armor (500°F)


8. LEAD EXIT AND OPTIONS	
CODE	DESCRIPTION
90D	90° From Sheath
B	NPT Bushing *
FL	Flange *
SR	Straight Strain Relief Spring
HB	Hex Center Bushing
ST	Screw Terminals
DW	Distributed Wattage *
TC	Internal Thermocouple (J or K)
*	SPECIFY NPT SIZE, FLANGE SIZE OR WATTAGE DISTRIBUTION

9. LEAD TERMINATION OPTIONS	
CODE	DESCRIPTION
BLANK	Standard Stripped Leads
PL	Plug (Specify Type)

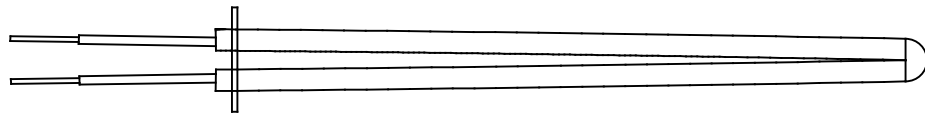
SPLIT CARTRIDGE HEATERS



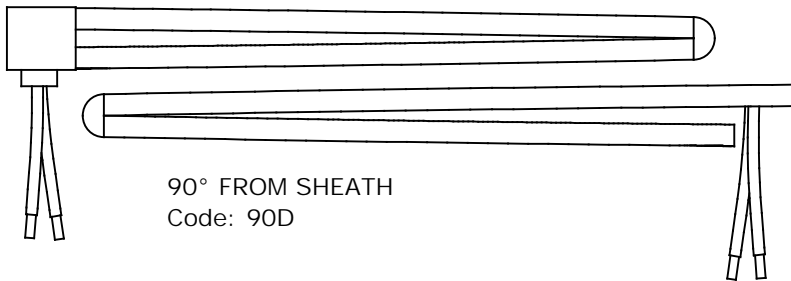
LEAD EXIT OPTIONS



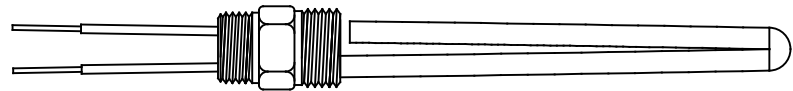
Straight Exit
Code: Leave Blank



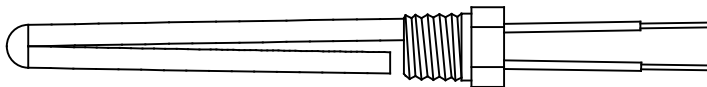
FLANGE
Code: FL



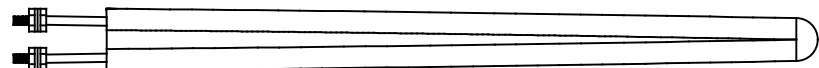
90° FROM SHEATH
Code: 90D



HEX CENTER BUSHING
Code: HB



NPT BUSHING
Code: B



SCREW TERMINALS
Code: ST